

CLASSIC TOURING CARS - GROUP 1

SPA RACING FESTIVAL


RACE 1

Analysis

Personal Best Session Best B Crossing the finish line in pit lane

Lap	Time	Sector 1	Sector 2	Sector 3	Kph	Elapsed	Lap	Time	Sector 1	Sector 2	Sector 3	Kph	Elapsed
1 Tony PRESTON Tony Preston Morris Minor							8	2:54.345	49.515	1:19.006	45.824	144.6	22:48.837
1	3:11.274	47.503	1:30.792	52.979	131.8	3:11.274	9	2:53.146	48.956	1:18.991	45.199	145.6	25:41.983
2	3:25.454	1:00.475	1:31.894	53.085	122.7	6:36.728	10	2:52.949	49.125	1:19.088	44.736	145.8	28:34.932
3	3:25.260	1:00.321	1:31.609	53.330	122.8	10:01.988	11	2:54.559	49.819	1:19.747	44.993	144.4	31:29.491
4	3:26.453	1:01.289	1:32.031	53.133	122.1	13:28.441							
5	3:25.524	1:01.613	1:30.761	53.150	122.7	16:53.965							
6	3:25.009	1:01.733	1:30.535	52.741	123.0	20:18.974							
7	3:23.470	1:00.692	1:30.363	52.415	123.9	23:42.444							
8	3:23.271	1:01.949	1:28.893	52.429	124.0	27:05.715							
9	3:24.468	1:00.555	1:30.593	53.320	123.3	30:30.183							
10	3:24.322	1:01.070	1:30.930	52.322	123.4	33:54.505							
5 Andy MESSHAM Andy Messham Austin Mini Seven													
1	3:04.482	44.067	1:28.279	52.136	136.7	3:04.482							
2	3:18.966	57.989	1:28.753	52.224	126.7	6:23.448							
3	3:19.317	57.871	1:28.962	52.484	126.5	9:42.765							
4	3:19.279	58.688	1:28.521	52.070	126.5	13:02.044							
5	3:18.164	58.175	1:28.036	51.953	127.2	16:20.208							
6	3:19.930	58.086	1:29.039	52.805	126.1	19:40.138							
6 Jim MCLOUGHLIN Jim Mcloughlin Ford Sierra Cosworth													
1	2:35.649	31.784	1:19.107	44.758	162.0	2:35.649							
2	2:52.986	49.806	1:18.902	44.278	145.8	5:28.635							
3	2:51.612	49.091	1:18.011	44.510	146.9	8:20.247							
4	2:52.078	49.426	1:18.602	44.050	146.5	11:12.325							
5	2:53.389	49.617	1:19.311	44.461	145.4	14:05.714							
6	2:53.146	49.579	1:18.927	44.640	145.6	16:58.860							
7	2:53.188	50.386	1:18.395	44.407	145.6	19:52.048							
8	2:52.292	48.911	1:19.062	44.319	146.3	22:44.340							
9	2:52.248	48.642	1:19.486	44.120	146.4	25:36.588							
10	2:53.519	49.312	1:19.225	44.982	145.3	28:30.107							
11	2:53.867	49.645	1:19.618	44.604	145.0	31:23.974							
7 Richard MILLAR Millars classic and sports Ford Sierra Cosworth													
1	2:36.921	33.135	1:19.767	44.019	160.7	2:36.921							
2	2:52.400	49.546	1:19.071	43.783	146.3	5:29.321							
3	2:51.978	49.220	1:18.748	44.010	146.6	8:21.299							
4	2:52.042	48.806	1:19.242	43.994	146.6	11:13.341							
5	2:52.409	48.778	1:19.740	43.891	146.2	14:05.750							
6	2:53.311	50.295	1:18.913	44.103	145.5	16:59.061							
7	2:53.346	50.305	1:19.187	43.854	145.5	19:52.407							
10 Ray WEST Ray West BMW M3													
1	2:44.303	33.150	1:19.335	51.818	153.5	2:44.303							
2	2:52.864	48.701	1:19.824	44.339	145.9	5:37.167							
3	2:52.694	49.272	1:18.953	44.469	146.0	8:29.861							
4	2:51.205	48.810	1:18.609	43.786	147.3	11:21.066							
5	2:51.572	49.013	1:18.376	44.183	147.0	14:12.638							
6	2:51.473	48.735	1:18.116	44.622	147.0	17:04.111							
7	2:50.381	48.660	1:18.397	43.324	148.0	19:54.492							
12 Jack STANFORD Jack Stanford BMW M3													
1	2:36.099	32.849	1:18.994	44.256	161.5	2:36.099							
2	2:52.350	49.883	1:18.823	43.644	146.3	5:28.449							
3	2:52.040	49.602	1:18.218	44.220	146.6	8:20.489							
4	2:53.181	49.634	1:19.681	43.866	145.6	11:13.670							
5	2:52.554	49.467	1:19.347	43.740	146.1	14:06.224							
6	2:53.232	50.520	1:18.852	43.860	145.6	16:59.456							
7	2:53.983	50.843	1:18.729	44.411	144.9	19:53.439							
8	2:55.670	50.619	1:19.530	45.521	143.5	22:49.109							
14 Steve BARBER Steve Barber Ford Anglia													
1	3:22.830	49.706	1:36.182	56.942	124.3	3:22.830							
2	3:44.774	1:06.730	1:39.895	58.149	112.2	7:07.604							
3	3:40.525	1:04.842	1:38.802	56.881	114.3	10:48.129							
4	3:44.771	1:05.744	1:39.880	59.147	112.2	14:32.900							
5	3:43.757	1:05.375	1:40.215	58.167	112.7	18:16.657							
6	3:46.899	1:05.796	1:38.802	1:02.301	111.1	22:03.556							
7	3:41.891	1:05.462	1:38.644	57.785	113.6	25:45.447							
8	3:40.520	1:05.269	1:37.767	57.484	114.3	29:25.967							
9	3:49.167	1:08.244	1:39.941	1:00.982	110.0	33:15.134							
18 Andy GEE Bellgee Motorsport BMW 325i E30													
1	2:59.197	41.800	1:24.488	52.909	140.7	2:59.197							
2	3:13.178	57.322	1:26.665	49.191	130.5	6:12.375							
3	3:11.690	56.915	1:25.511	49.264	131.5	9:24.065							
4	3:11.911	56.382	1:26.405	49.124	131.4	12:35.976							
5	3:10.474	55.666	1:25.821	48.987	132.4	15:46.450							
6	3:10.012	55.963	1:24.179	49.870	132.7	18:56.462							
7	3:13.040	59.082	1:24.483	49.475	130.6	22:09.502							
8	3:09.464	56.412	1:24.131	48.921	133.1	25:18.966							
9	3:12.067	56.607	1:25.234	50.226	131.3	28:31.033							
10	3:12.259	56.419	1:25.987	49.853	131.1	31:43.292							
19 Stephen PRIMETT Stephen Primett Ford Escort													
1	2:48.035	37.320	1:22.726	47.989	150.1	2:48.035							
2	3:02.417	52.382	1:21.871	48.164	138.2	5:50.452							
3	2:59.997	51.991	1:21.192	46.814	140.1	8:50.449							
4	3:01.514	51.953	1:21.676	47.885	138.9	11:51.963							
5	3:01.372	52.249	1:21.675	47.448	139.0	14:53.335							
6	3:00.332	51.880	1:21.621	46.831	139.8	17:53.667							
7	3:00.018	51.790	1:21.646	46.582	140.1	20:53.685							
8	2:59.364	51.700	1:21.200	46.464	140.6	23:53.049							
9	3:00.937	52.750	1:21.301	46.886	139.4	26:53.986							
10	3:16.920	52.785	1:37.095	47.040	128.0	30:10.906							
11	3:03.792	52.799	1:22.644	48.349	137.2	33:14.698							





CLASSIC TOURING CARS - GROUP 1

SPA RACING FESTIVAL


RACE 1

Analysis

■ Personal Best ■ Session Best B Crossing the finish line in pit lane

Lap	Time	Sector 1	Sector 2	Sector 3	Kph	Elapsed	Lap	Time	Sector 1	Sector 2	Sector 3	Kph	Elapsed
22 William JENKINS William Jenkins BMW 3.0 CSL							1 3:08.290 44.989 1:31.381 51.920 133.9 3:08.290						
2 3:05.708 53.087 1:25.287 47.334 135.8 5:56.426							2 3:20.403 57.898 1:31.034 51.471 125.8 6:28.693						
3 3:04.385 52.410 1:24.712 47.263 136.7 9:00.811							3 3:20.569 58.022 1:31.138 51.409 125.7 9:49.262						
4 3:03.867 51.934 1:24.414 47.519 137.1 12:04.678							4 3:19.240 58.029 1:29.923 51.288 126.6 13:08.502						
5 3:04.460 52.105 1:25.243 47.112 136.7 15:09.138							5 3:21.029 57.547 1:31.997 51.485 125.4 16:29.531						
6 3:04.491 52.920 1:24.494 47.077 136.7 18:13.629							6 3:19.687 58.051 1:30.146 51.490 126.3 19:49.218						
7 3:04.151 51.963 1:24.822 47.366 136.9 21:17.780							7 3:23.179 59.129 1:32.581 51.469 124.1 23:12.397						
8 3:03.545 51.844 1:24.356 47.345 137.4 24:21.325							8 3:19.585 57.457 1:31.048 51.080 126.3 26:31.982						
9 3:04.343 52.008 1:25.025 47.310 136.8 27:25.668							9 3:18.664 56.907 1:30.256 51.501 126.9 29:50.646						
10 3:05.066 51.935 1:25.899 47.232 136.2 30:30.734							10 3:20.854 56.991 1:32.424 51.439 125.5 33:11.500						
11 3:04.355 52.289 1:24.647 47.419 136.8 33:35.089													
26 Sam CLARKE Sam Clarke Jaguar XJS							1 2:47.888 35.497 1:24.187 48.204 150.2 2:47.888						
2 2:40.195 34.340 1:20.176 45.679 157.4 2:40.195							2 3:01.205 51.076 1:22.913 47.216 139.1 5:49.093						
3 3:00.066 51.266 1:22.080 46.720 140.0 5:40.261							3 3:01.221 50.626 1:23.351 47.244 139.1 8:50.314						
4 2:57.985 50.912 1:21.306 45.767 141.7 8:38.246							4 3:01.050 50.565 1:22.873 47.612 139.3 11:51.364						
5 2:58.150 51.328 1:20.873 45.949 141.5 11:36.396							5 3:01.162 50.221 1:23.637 47.304 139.2 14:52.526						
6 2:59.120 51.517 1:21.115 46.488 140.8 14:35.516							6 3:00.136 50.435 1:22.714 46.987 140.0 17:52.662						
7 3:00.343 52.003 1:21.004 47.336 139.8 17:35.859							7 3:00.564 50.611 1:22.892 47.061 139.6 20:53.226						
8 2:59.291 51.067 1:21.654 46.570 140.6 20:35.150							8 3:00.258 50.142 1:22.475 47.641 139.9 23:53.484						
9 3:00.658 51.713 1:22.117 46.828 139.6 23:35.808							9 2:59.691 49.984 1:22.447 47.260 140.3 26:53.175						
10 2:59.942 51.836 1:21.935 46.171 140.1 26:35.750							10 3:01.394 50.163 1:23.066 48.165 139.0 29:54.569						
11 2:59.717 51.257 1:21.734 46.726 140.3 29:35.467							11 3:08.796 51.495 1:24.455 52.846 133.6 33:03.365						
12 3:02.411 52.570 1:22.355 47.486 138.2 32:37.878													
32 Nic STRONG Nic Strong Ford Capri							1 2:53.071 39.637 1:25.233 48.201 145.7 2:53.071						
2 2:54.773 38.490 1:27.224 49.059 144.3 2:54.773							2 3:05.129 54.602 1:22.545 47.982 136.2 5:58.200						
3 3:07.177 53.253 1:25.469 48.455 134.7 6:01.950							3 3:03.731 54.221 1:21.744 47.766 137.2 9:01.931						
4 3:07.329 53.206 1:25.674 48.449 134.6 9:09.279							4 3:05.282 54.520 1:22.583 48.179 136.1 12:07.213						
5 3:08.255 54.778 1:25.004 48.473 133.9 12:17.534							5 3:09.154 55.225 1:22.655 51.274 133.3 15:16.367						
6 3:08.212 53.734 1:25.950 48.528 134.0 15:25.746							6 3:07.881 55.963 1:24.237 47.681 134.2 18:24.248						
7 3:10.679 55.967 1:25.887 48.825 132.2 18:36.425							7 3:04.664 54.509 1:22.470 47.685 136.5 21:28.912						
8 3:09.712 52.865 1:27.880 48.967 132.9 21:46.137							8 3:07.300 55.014 1:23.636 48.650 134.6 24:36.212						
9 3:27.415 53.129 1:33.963 1:00.323 121.6 25:13.552							9 3:03.854 54.267 1:22.337 47.250 137.1 27:40.066						
							10 3:04.722 54.744 1:21.434 48.544 136.5 30:44.788						
							11 3:05.297 54.042 1:22.668 48.587 136.1 33:50.085						
46 David HICKTON David Hickton BMW M3							1 3:32.978 53.555 1:38.878 1:00.545 118.4 3:32.978						
2 2:41.756 34.924 1:20.666 46.166 155.9 2:41.756							2 3:47.407 1:05.637 1:41.861 59.909 110.9 7:20.385						
3 2:58.277 51.904 1:20.298 46.075 141.4 5:40.033							3 3:46.592 1:05.250 1:41.807 59.535 111.3 11:06.977						
4 2:56.919 51.349 1:20.701 44.869 142.5 8:36.952							4 3:46.363 1:06.289 1:40.861 59.213 111.4 14:53.340						
5 2:56.277 51.017 1:19.924 45.336 143.0 11:33.229							5 3:45.879 1:04.565 1:40.973 1:00.341 111.6 18:39.219						
6 2:58.896 51.786 1:20.866 46.244 140.9 14:32.125							6 3:45.308 1:05.589 1:39.656 1:00.063 111.9 22:24.527						
7 2:58.350 52.000 1:20.693 45.657 141.4 17:30.475							7 3:49.009 1:06.089 1:41.513 1:01.407 110.1 26:13.536						
8 2:57.147 51.803 1:20.075 45.269 142.3 20:27.622							8 3:45.601 1:06.146 1:39.016 1:00.439 111.8 29:59.137						
9 2:58.203 51.268 1:21.125 45.810 141.5 23:25.825							9 3:44.305 1:06.330 1:38.936 59.039 112.4 33:43.442						
10 2:58.621 51.548 1:21.325 45.748 141.2 26:24.446													
11 2:58.877 51.361 1:21.015 46.501 141.0 29:23.323													
12 3:12.835 51.282 1:23.650 57.903 130.8 32:36.158													
55 David HOWARD Berkshire Pellets Ltd Jaguar XJ12							1 3:21.498 50.833 1:35.330 55.335 125.1 3:21.498						
2 3:34.095 1:02.180 1:36.267 55.648 117.8 6:55.593							2 3:27.315 1:02.206 1:31.565 53.544 121.6 10:22.908						
3 3:27.315 1:02.206 1:31.565 53.544 121.6 10:22.908													
56 Michael SHERATON APS Racing BMW E30							1 3:21.498 50.833 1:35.330 55.335 125.1 3:21.498						
2 3:34.095 1:02.180 1:36.267 55.648 117.8 6:55.593							2 3:27.315 1:02.206 1:31.565 53.544 121.6 10:22.908						
3 3:27.315 1:02.206 1:31.565 53.544 121.6 10:22.908													
68 Keith WRIGHT Lelsport Morris Minor							1 3:32.978 53.555 1:38.878 1:00.545 118.4 3:32.978						
2 2:41.756 34.924 1:20.666 46.166 155.9 2:41.756							2 3:47.407 1:05.637 1:41.861 59.909 110.9 7:20.385						
3 2:58.277 51.904 1:20.298 46.075 141.4 5:40.033							3 3:46.592 1:05.250 1:41.807 59.535 111.3 11:06.977						
4 2:56.919 51.349 1:20.701 44.869 142.5 8:36.952							4 3:46.363 1:06.289 1:40.861 59.213 111.4 14:53.340						
5 2:56.277 51.017 1:19.924 45.336 143.0 11:33.229							5 3:45.879 1:04.565 1:40.973 1:00.341 111.6 18:39.219						
6 2:58.896 51.786 1:20.866 46.244 140.9 14:32.125							6 3:45.308 1:05.589 1:39.656 1:00.063 111.9 22:24.527						
7 2:58.350 52.000 1:20.693 45.657 141.4 17:30.475							7 3:49.009 1:06.089 1:41.513 1:01.407 110.1 26:13.536						
8 2:57.147 51.803 1:20.075 45.269 142.3 20:27.622							8 3:45.601 1:06.146 1:39.016 1:00.439 111.8 29:59.137						
9 2:58.203 51.268 1:21.125 45.810 141.5 23:25.825							9 3:44.305 1:06.330 1:38.936 59.039 112.4 33:43.442						
10 2:58.621 51.548 1:21.325 45.748 141.2 26:24.446													
11 2:58.877 51.361 1:21.015 46.501 141.0 29:23.323													
12 3:12.835 51.282 1:23.650 57.903 130.8 32:36.158													
69 Stephen YATES Stephen Yates Ford Escort Mk 3 RS1600i							1 3:21.498 50.833 1:35.330 55.335 125.1 3:21.498						
2 3:34.095 1:02.180 1:36.267 55.648 117.8 6:55.593							2 3:27.315 1:02.206 1:31.565 53.544 121.6 10:22.908						
3 3:27.315 1:02.206 1:31.565 53.544 121.6 10:22.908													
50 Peter HOLTON Peter Holton Rover p6 3500s							1 3:21.498 50.833 1:35.330 55.335 125.1 3:21.498						
2 3:34.095 1:02.180 1:36.267 55.648 117.8 6:55.593							2 3:27.315 1:02.206 1:31.565 53.544 121.6 10:22.908						
3 3:27.315 1:02.206 1:31.565 53.544 121.6 10:22.908													





CLASSIC TOURING CARS - GROUP 1

SPA RACING FESTIVAL

RACE 1

Analysis

Personal Best Session Best B Crossing the finish line in pit lane

Lap	Time	Sector 1	Sector 2	Sector 3	Kph	Elapsed	Lap	Time	Sector 1	Sector 2	Sector 3	Kph	Elapsed
4	3:22.957	1:00.882	1:28.736	53.339	124.2	13:45.865	9	3:40.846	59.010	1:45.077	56.759	114.2	31:58.834
5	3:28.449	1:01.975	1:31.136	55.338	121.0	17:14.314							
6	3:27.509	1:03.007	1:30.058	54.444	121.5	20:41.823							
7	3:26.302	1:02.191	1:30.117	53.994	122.2	24:08.125							
8	3:26.018	1:02.077	1:29.941	54.000	122.4	27:34.143							
9	3:24.601	1:02.030	1:28.973	53.598	123.2	30:58.744							
10	3:24.598	1:01.495	1:29.573	53.530	123.2	34:23.342							

72 Anthony WARNES
Team Vantage Wolsley 1500 Saloon

1	3:38.000	54.333	1:42.491	1:01.176	115.7	3:38.000
2	3:55.434	1:08.179	1:44.416	1:02.839	107.1	7:33.434
3	3:52.477	1:08.153	1:43.461	1:00.863	108.5	11:25.911
4	3:53.106	1:08.041	1:43.684	1:01.381	108.2	15:19.017
5	3:53.517	1:08.658	1:43.797	1:01.062	108.0	19:12.534
6	3:52.109	1:07.650	1:43.362	1:01.097	108.6	23:04.643
7	3:52.811	1:08.154	1:43.911	1:00.746	108.3	26:57.454
8	3:53.272	1:08.211	1:43.950	1:01.111	108.1	30:50.726
9	3:53.945	1:07.439	1:44.757	1:01.749	107.8	34:44.671

76 Steven SPRIGG
Team double trouble racing Ford Lotus Cortina Mk1

1	3:02.621	44.269	1:27.068	51.284	138.1	3:02.621
2	3:16.924	59.215	1:25.802	51.907	128.0	6:19.545
3	3:17.543	59.581	1:26.516	51.446	127.6	9:37.088
4	3:20.398	59.805	1:27.741	52.852	125.8	12:57.486
5	3:18.929	1:00.608	1:26.709	51.612	126.7	16:16.415
6	3:18.176	58.693	1:27.554	51.929	127.2	19:34.591
7	3:19.933	58.976	1:28.863	52.094	126.1	22:54.524
8	3:22.788	59.650	1:30.270	52.868	124.3	26:17.312
9	3:20.178	59.987	1:27.396	52.795	126.0	29:37.490
10	3:19.628	59.500	1:28.221	51.907	126.3	32:57.118

77 Richard SPRIGG
Team Double Trouble Racing Ford Anglia 105E

1	3:05.057	44.503	1:28.664	51.890	136.3	3:05.057
2	3:22.875	1:00.738	1:29.891	52.246	124.3	6:27.932
3	3:22.718	1:00.552	1:30.318	51.848	124.4	9:50.650
4	3:19.199	58.827	1:29.198	51.174	126.6	13:09.849
5	3:20.022	59.132	1:29.445	51.445	126.1	16:29.871
6	3:20.059	58.705	1:29.997	51.357	126.0	19:49.930
7	3:23.145	1:02.102	1:29.790	51.253	124.1	23:13.075
8	3:19.697	58.402	1:29.857	51.438	126.3	26:32.772
9	3:20.088	59.904	1:28.653	51.531	126.0	29:52.860
10	3:19.414	59.201	1:28.678	51.535	126.4	33:12.274

83 Tim DODWELL
Tim Dodwell Volkswagen Scirocco

1	3:24.202	49.776	1:39.801	54.625	123.5	3:24.202
2	3:29.786	58.224	1:36.871	54.691	120.2	6:53.988
3	3:32.268	57.338	1:38.136	56.794	118.8	10:26.256
4	3:36.132	59.526	1:40.884	55.722	116.7	14:02.388
5	3:37.641	1:01.489	1:37.656	58.496	115.9	17:40.029
6	3:32.461	58.249	1:38.924	55.288	118.7	21:12.490
7	3:33.640	58.000	1:40.085	55.555	118.0	24:46.130
8	3:31.858	57.878	1:38.132	55.848	119.0	28:17.988

88 Paul BELLAMY
Bell gee Motorsport BMW M3

1	2:38.488	33.239	1:20.822	44.427	159.1	2:38.488
2	2:52.569	49.074	1:19.333	44.162	146.1	5:31.057
3	2:51.666	48.849	1:18.590	44.227	146.9	8:22.723
4	2:52.552	49.103	1:18.975	44.474	146.1	11:15.275
5	2:54.373	50.208	1:19.831	44.334	144.6	14:09.648
6	2:55.762	51.918	1:19.023	44.821	143.5	17:05.410
7	2:52.529	49.854	1:18.578	44.097	146.1	19:57.939
8	2:54.263	50.482	1:19.319	44.462	144.7	22:52.202
9	2:53.542	50.105	1:19.121	44.316	145.3	25:45.744
10	2:54.454	49.921	1:19.503	45.030	144.5	28:40.198
11	2:53.678	49.635	1:19.327	44.716	145.2	31:33.876

90 Gary FLETCHER
Gary Fletcher Vauxhall Firenza Droop Snoot

1	3:06.326	46.607	1:29.106	50.613	135.3	3:06.326
2	3:14.122	57.157	1:26.908	50.057	129.9	6:20.448
3	3:12.804	57.207	1:25.806	49.791	130.8	9:33.252
4	3:12.819	55.903	1:26.874	50.042	130.8	12:46.071
5	3:14.901	57.057	1:27.325	50.519	129.4	16:00.972
6	3:15.008	57.289	1:27.172	50.547	129.3	19:15.980
7	3:13.060	56.180	1:26.418	50.462	130.6	22:29.040
8	3:16.925	58.751	1:27.369	50.805	128.0	25:45.965
9	3:18.605	56.032	1:27.389	55.184	127.0	29:04.570
10	3:41.486	1:06.166	1:33.833	1:01.487	113.8	32:46.056


93 Stephen TURNER
Stephen Turner Honda Civic

1	2:58.238	42.375	1:26.251	49.612	141.5	2:58.238
2	3:13.698	57.158	1:27.196	49.344	130.2	6:11.936
3	3:12.650	57.359	1:26.436	48.855	130.9	9:24.586
4	3:10.825	55.619	1:26.473	48.733	132.1	12:35.411
5	3:11.621	55.812	1:26.716	49.093	131.6	15:47.032
6	3:11.524	55.841	1:26.720	48.963	131.7	18:58.556
7	3:13.657	58.072	1:26.296	49.289	130.2	22:12.213
8	3:10.918	55.790	1:26.041	49.087	132.1	25:23.131
9	3:14.637	55.969	1:27.989	50.679	129.5	28:37.768
10	3:14.720	56.771	1:27.349	50.600	129.5	31:52.488

111 Mohamed ELSHIMY
SVG motorsports Peugeot 206

1	3:10.540	45.860	1:31.067	53.613	132.3	3:10.540
2	3:24.328	1:01.592	1:29.966	52.770	123.4	6:34.868
3	3:20.185	59.704	1:28.057	52.424	126.0	9:55.053
4	3:19.775	59.576	1:28.219	51.980	126.2	13:14.828
5	3:19.096	59.565	1:27.840	51.691	126.6	16:33.924
6	3:20.519	59.367	1:27.804	53.348	125.7	19:54.443
7	3:20.067	59.176	1:28.787	52.104	126.0	23:14.510
8	3:19.466	59.206	1:28.147	52.113	126.4	26:33.976
9	3:20.268	59.005	1:29.073	52.190	125.9	29:54.244
10	3:19.568	58.812	1:28.488	52.268	126.3	33:13.812





CLASSIC TOURING CARS - GROUP 1
SPA RACING FESTIVAL
RACE 1

Analysis

■ Personal Best ■ Session Best B Crossing the finish line in pit lane

Lap	Time	Sector 1	Sector 2	Sector 3	Kph	Elapsed	Lap	Time	Sector 1	Sector 2	Sector 3	Kph	Elapsed
170 Philip WALLER PWR Peugeot 206 180 gti													
1	2:59.083	42.604	1:26.679	49.800	140.8	2:59.083							
2	3:15.611	56.600	1:28.679	50.332	128.9	6:14.694							
3	3:17.498	57.338	1:28.469	51.691	127.7	9:32.192							
4	3:18.543	57.316	1:29.636	51.591	127.0	12:50.735							
5	3:21.001	57.923	1:30.992	52.086	125.4	16:11.736							
6	3:19.391	57.973	1:29.543	51.875	126.5	19:31.127							
7	3:19.127	57.935	1:29.496	51.696	126.6	22:50.254							
8	3:21.388	58.088	1:30.073	53.227	125.2	26:11.642							
9	3:22.526	59.486	1:30.164	52.876	124.5	29:34.168							
10	3:21.267	59.533	1:30.040	51.694	125.3	32:55.435							
177 Alan GREENHALGH clceurope Vauxhall Firenza													
1	2:50.185	38.199	1:23.268	48.718	148.2	2:50.185							
2	3:07.787	55.024	1:24.482	48.281	134.3	5:57.972							
3	3:06.263	54.727	1:23.193	48.343	135.4	9:04.235							
4	3:06.104	54.678	1:23.556	47.870	135.5	12:10.339							
5	3:07.722	54.615	1:24.228	48.879	134.3	15:18.061							
6	3:05.554	54.159	1:23.422	47.973	135.9	18:23.615							
7	3:04.816	53.771	1:23.063	47.982	136.4	21:28.431							
8	3:06.977	54.793	1:23.733	48.451	134.9	24:35.408							
9	3:04.038	54.148	1:22.478	47.412	137.0	27:39.446							
10	3:03.885	53.783	1:22.619	47.483	137.1	30:43.331							
11	3:04.556	53.745	1:22.729	48.082	136.6	33:47.887							

